

Collection



Corradi
OUTDOOR LIVING SPACE

Time to...

Live

Outdoors



Corradi
OUTDOOR LIVING SPACE

index

THE
outdoor
ALCHEMIST

- 2.** Our Solutions
- 4.** Pergotenda®
 - 7. Impact
 - 13. Palladia®
 - 19. B-Space
- 24.** Louvered Roof
 - 27. Alba
- 36.** Weather Resistance
- 38.** Accessories
- 44.** Exterior Screens
 - 47. Summit
 - 51. Harbor
 - 55. Vista
 - 59. Horizon
- 62.** Shading
 - 65. Klip & Klip Pod
 - 71. Svet
 - 77. Shan
 - 83. Feng
 - 89. Frame
 - 95. Defense
- 101.** Why Corradi?
- 102.** Disclaimer & Credits

Enhanced Outdoor Living Experience

Exceptional Quality and Protection

Versatile and Customizable Designs

Energy Efficiency & Environmental Consciousness

Experience the boundless potential of your outdoor space with Corradi USA. Whether you're looking to create a comfortable oasis in your backyard, protect your customers from the elements at your restaurant, or add a touch of luxury to a public space, our comprehensive line of shading products has you covered.

From retractable pergolas, screens, and awnings, to shade sails and louvered roofs, our products are designed to seamlessly integrate into any exterior environment. Transform your outdoor patio into a living space to be enjoyed all year round.



Pergotenda®

Pergotenda® is the retractable covering system patented by Corradi, made-to-measure and customizable to make outdoor spaces comfortable and enjoyable for many months out of the year.

Claim your outdoor space with ease of control and exceptional performance in weather protection.







Impact | Outdoor Living Solutions

Pergotenda®
Impact



The Impact is the “heart” of every Pergotenda® system. The core retractable cover system, made to size for the protection from sun and rain, that can be installed on suitable pre-existing structures.

Pergotenda® Impact

Impact is an aluminum structure with a retractable folding canvas. The fabric is supported by intermediate supporting tubes (1.6"x2") and terminal bars (3.2"x2") set parallel to one another every 24" approximately on pitched version and every 20" approximately on flat version. The Impact system is set in motion by a radio-controlled Dunker D839 motor with a Somfy® brand receiver. The canvas moves by sliding on the runners (2"x3.5") on carriers with 6

asymmetrical wheels with a capacity of about 1000 lbs. each. The toothed transmission belt has stainless steel cables and resists high salinity environments. The tensile strength is of 2000 lbs at break. The transmission belt is inserted in each runner, controlled by the drive pulley and a single drive shaft that guarantees the smooth movement of the canvas. Hardware and accessories are 304 stainless steel.

FEATURES

ANTIDRIP SYSTEM
ANTISPRAY PROFILE
INTEGRABLE
MOTOR BEAM
MOTORIZATION

OPTIONS

ADD-ON INTERMEDIATE SUPPORT TUBE
ADD-ON RUNNER
FAUX CEILING
HOOD
LIGHTING
PITCHED OR FLAT
RETRACTABLE GUTTER - PITCHED ONLY
TRAPEZOIDAL FABRIC - FLAT ONLY

SIZES



PITCHED MAX DIMENSIONS

	Width	Projection
2 runner	197"	354"
3 runner	354"	354"
4 runner	512"	354"
5 runner*	512"	354"

*5 runner available pitched only
Note: when pitched and has 4 to 5 runners, system will require 2 motors.

FLAT MAX DIMENSIONS

	Width	Projection
2 runner	197"	354"
3 runner	315"	354"
4 runner	472"	354"



FRAME COLORS

POWDER COATING*

The aluminum extrusions are painted with certified Qualicoat cycle epoxy powders. The support tubes come in: White Quartz, Glacier, & Beach Sand to match with the Eclissi fabric.

*RAL CUSTOM COLOR POWDER COATING IS ALSO AVAILABLE

Due to print variation these finish images should not be used for final production specifications.



**WHITE
QUARTZ**



GLACIER



ANTHRACITE



CARBON



**BEACH
SAND**



DUNE



GRANITE



CORTEN



**URBAN
BRONZE**

FABRICS

ECLISSI BLACKOUT FABRIC

Exclusively used by Corradi USA for Pergotenda® structures.
Waterproof, fire retardant, and available in 3 colors.



**ECLISSI
WHITE**



**ECLISSI
GREY**



**ECLISSI
IVORY**

SERGE FERRARI

Precontraint® tension vinyl and solar protection fabrics.

SOLTIS HORIZON 86

SOLTIS HARMONY 88

SOLTIS PERFORM 92

SOLTIS PROOF W96 (WATERPROOF)

SOLTIS PROOF 502 (WATERPROOF)

SOLTIS OPAQUE

MOTORS

RADIO CONTROLLED DUNKER D839



Impact | Awnings of Hollywood









Palladia® | The Deck Awning Company | Photo by EYA, LLC.

Pergotenda® Palladia®



The wall-mounted Palladia® is our most popular and classic aluminum Pergotenda®, with the ability to match any outdoor living style.

Pergotenda® Palladia®

Palladia® is a retractable cover system mounted to a wall, custom made to protect against sun and rain. It consists of an aluminum structure and a folding canvas. The fabric is supported by intermediate supporting tubes (1.6"x2") and terminal bars (3.2"x2") set parallel to one another every 24" approximately on pitched version and every 20" approximately on flat version. It slides on runners with built-in splash-guard (2.4"x4.8") on carriers with 6 asymmetrical wheels with a capacity of

about 1000 lbs each. The toothed transmission belt has stainless steel cables and resists a saline environment; the tensile strength is of 2000 lbs at break; the transmission belt is inserted in each runner, controlled by the drive pulley and a single drive shaft that guarantees the smooth movement of the canvas. The Palladia® system is operated by a radio-controlled Dunker D839 motor. Aluminum tubular structure is 2.4"x4.8". Hardware and accessories are 304 stainless steel.

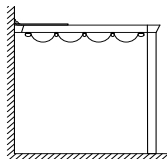
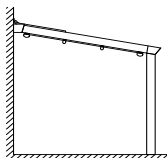
FEATURES

ANTIDRIP SYSTEM
ANTISPRAY PROFILE
MOTORIZATION
HOOD

OPTIONS

ADD-ON INTERMEDIATE SUPPORT TUBE
ADD-ON RUNNER
FAUX CEILING
FRONT BEAM
GABLE
LIGHTING
PITCHED OR FLAT
RETRACTABLE GUTTER - PITCHED ONLY
STRATUS SCREEN
TRAPEZOIDAL FABRIC - FLAT ONLY
WALL OR CEILING MOUNT

SIZES



PITCHED MAX DIMENSIONS

	Width	Projection
2 runner	197"	256"
3 runner	354"	256"
4 runner	512"	256"
5 runner*	512"	256"

*5 runner available pitched only
Note: when pitched and has 4 to 5 runners, system will require 2 motors.

FLAT MAX DIMENSIONS TRAPEZOIDAL SLACK

FLAT MAX DIMENSIONS					
	Width	Projection		Width	Projection
2 runner	138"	236"	2 runner	197"	256"
3 runner	276"	236"	3 runner	276"	256"
4 runner	413"	236"	4 runner	413"	256"

FRAME COLORS

POWDER COATING*

The aluminum extrusions are painted with certified Qualicoat cycle epoxy powders. The support tubes come in: White Quartz, Glacier, & Beach Sand to match with the Eclissi fabric.

*RAL CUSTOM COLOR POWDER COATING IS ALSO AVAILABLE

Due to print variation these finish images should not be used for final production specifications.



**WHITE
QUARTZ**



GLACIER



ANTHRACITE



CARBON



**BEACH
SAND**



DUNE



GRANITE



CORTEN



**URBAN
BRONZE**

FABRICS

ECLISSI BLACKOUT FABRIC

Exclusively used by Corradi USA for Pergotenda® structures. Waterproof, fire retardant, and available in 3 colors.



**ECLISSI
WHITE**



**ECLISSI
GREY**



**ECLISSI
IVORY**

SERGE FERRARI

Precontract® tension vinyl and solar protection fabrics.

SOLTIS HORIZON 86

SOLTIS PERFORM 92

SOLTIS PROOF 502 (WATERPROOF)

SOLTIS HARMONY 88

SOLTIS PROOF W96 (WATERPROOF)

SOLTIS OPAQUE

MOTORS

RADIO CONTROLLED DUNKER D839



Palladia® | Opdyke Awning, Inc.

PALLADIA WALL TO WALL

Palladia® Wall to Wall Pergotenda® is a solution for installations that require a Pergotenda® system and frame that attaches to a wall or structure at each end. It uses special brackets to attach to the walls or ceiling on each side for support. It has most of the same attributes as a traditional Palladia® Pergotenda®, but without pillars or corner pieces.

More technical information available in the architectural product guide.



PITCHED MAX DIMENSIONS

	Width	Projection
2 runner	197"	256"
3 runner	354"	256"
4 runner	512"	256"
5 runner*	512"	256"

*available pitched only

When pitched and has 4 to 5 runners, system will require a type 3 motor-which consists of one control board and 2 motors.



FLAT MAX DIMENSIONS

	Width	Projection
2 runner	138"	236"
3 runner	276"	236"
4 runner	413"	236"

FLAT MAX DIMENSIONS TRAPEZOIDAL SLACK

	Width	Projection
2 runner	197"	276"
3 runner	315"	276"
4 runner	472"	276"



Palladia® | Miami Awning





Pergotenda® B-Space



The largest aluminum Pergotenda® system available. B-Space has all the functionality and features of any wall mounted aluminum Pergotenda®, but on a much grander scale.

Pergotenda® B-Space

B-Space is a larger wall mounted retractable covering system custom made to size for the protection from sun and rain. It consists of an aluminum structure and a folding canvas. The canvas is supported by intermediate tubes (1.6"x2") and terminals (3.2"x2") set parallel to one another approximately every 24". The canvas moves by sliding on runners with anti-spray profile integrated by means of sliders on 6 asymmetrically arranged wheels with a capacity over 1000 lbs each. The toothed

transmission belt contains stainless steel cables and resists a salt water environment; the tensile strength is of 2000 lbs at break; the transmission belt is inserted in each runner, controlled by the notched pulley and a single drive shaft and guarantees the smooth forward movement of the canvas. The Pergotenda® B Space system is operated by a radio-controlled Dunker D839 motor. Hardware and accessories are 304 stainless steel.

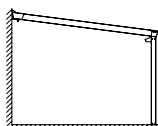
FEATURES

ANTIDRIP SYSTEM
ANTISPRAY PROFILE
MOTORIZATION
HOOD

OPTIONS

ADD-ON INTERMEDIATE SUPPORT TUBE
ADD-ON RUNNER
FAUX CEILING
FRONT BEAM
GABLE
LIGHTING
PITCHED OR FLAT
RETRACTABLE GUTTER - PITCHED ONLY
STRATUS SCREEN
TRAPEZOIDAL FABRIC - FLAT ONLY
WALL OR CEILING MOUNT


SIZES



PITCHED MAX DIMENSIONS

	Width	Projection
2 runner	197"	354"
3 runner	354"	354"
4 runner	512"	354"
5 runner*	512"	354"

*5 runner available pitched only
Note: when pitched and has 4 to 5 runners, system will require 2 motors.



FLAT MAX DIMENSIONS

	Width	Projection
2 runner	138"	354"
3 runner	276"	354"
4 runner	413"	354"

FLAT MAX DIMENSIONS TRAPEZOIDAL SLACK

	Width	Projection
2 runner	197"	354"
3 runner	315"	354"
4 runner	472"	354"

FRAME COLORS

POWDER COATING*

The aluminum extrusions are painted with certified Qualicoat cycle epoxy powders. The support tubes come in: White Quartz, Glacier, & Beach Sand to match with the Eclissi fabric.

*RAL CUSTOM COLOR POWDER COATING IS ALSO AVAILABLE

Due to print variation these finish images should not be used for final production specifications.



**WHITE
QUARTZ**



GLACIER



ANTHRACITE



CARBON



**BEACH
SAND**



DUNE



GRANITE



CORTEN



**URBAN
BRONZE**

FABRICS

ECLISSI BLACKOUT FABRIC

Exclusively used by Corradi USA for Pergotenda® structures. Waterproof, fire retardant, and available in 3 colors.



**ECLISSI
WHITE**



**ECLISSI
GREY**



**ECLISSI
IVORY**

SERGE FERRARI

Precontract® tension vinyl and solar protection fabrics.

SOLTIS HORIZON 86

SOLTIS PERFORM 92

SOLTIS PROOF 502 (WATERPROOF)

SOLTIS HARMONY 88

SOLTIS PROOF W96 (WATERPROOF)

SOLTIS OPAQUE

MOTORS

RADIO CONTROLLED DUNKER D839



B-SPACE WALL TO WALL

B-Space Wall to Wall Pergotenda® is a solution for installations that require a Pergotenda® system and frame that attaches to a wall or structure at each end, just like the Palladia® Wall to Wall but on a larger scale. It uses special brackets to attach to the walls or ceiling on each side for support. It has most of the same attributes as a traditional B-Space Pergotenda®, but without pillars or corner pieces.

More technical information available in the Architectural Product Guide



PITCHED MAX DIMENSIONS

	Width	Projection
2 runner	197"	354"
3 runner	354"	354"
4 runner	512"	354"
5 runner*	512"	354"

*5 runner available pitched only
Note: when pitched and has 4 to 5 runners, system will require 2 motors.



FLAT MAX DIMENSIONS

	Width	Projection
2 runner	138"	354"
3 runner	276"	354"
4 runner	413"	354"

FLAT MAX DIMENSIONS TRAPEZOIDAL SLACK

	Width	Projection
2 runner	197"	354"
3 runner	315"	354"
4 runner	472"	354"



Custom B-Space | Victory Awning




Louvered Roof Systems

Louvered Roof Systems, often known as louvered pergolas or bioclimatic systems, consist of rotating aluminum louvers for premium control over the climate of your outdoor space with ease and sophistication.



Alba | Victory Awning







Alfa | Bella Outdoor Living

Alba

Louvered Roof System



Alba is a louvered pergola fitted with aluminum blades that can rotate up to 150° using a wireless control to adjust light, ventilation, and protection from the elements.




Alba | The Deck Awning Company

Alba is a bioclimatic pergola fitted with aluminum blades that can be oriented up to 150° using a wireless control to adjust light and ventilation.

When completely closed, the upper cover is water resistant and the water is drained by a gutter system integrated in the pillars. Blades are convex and meant to channel water toward the sides even when they are opened after a rainstorm.

Alba's structure is made up of two different profiles: the front one, parallel to the blades, can contain a gutter system; the longitudinal one, perpendicular to the blades, is always provided with a gutter system and a drip guard that limits water dripping. For more protection you can complete Alba with Corradi's exterior screens.



Alba Louvered Roof System

Alba louvered roof pergolas are aluminum outdoor structures equipped with adjustable blades that can be rotated by remote control. The rotation of the blades creates an environment that is particularly comfortable in all seasons, as by changing their angle you can control the sunlight and the degree of natural ventilation in the environment below, thereby adjusting the temperature. This creates a custom microclimate to meet your needs, while with the blades fully closed the space below is protected from the weather. When completely closed, the

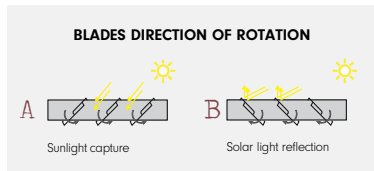
roof is waterproof and a gutter system is integrated into the pillars for drainage. Blades are convex and meant to channel water toward the sides even when they are opened after a rainstorm. Alba's structure is made up of two different profiles: the front one, parallel to the blades, can contain a gutter system; the longitudinal one, perpendicular to the blades, is always provided with a gutter system and a drip guard that limits water dripping. For more protection you can complete Alba with Corradi's screens and other perimeter enclosures.

FEATURES

MOTORIZED OPERATION
INTEGRATED GUTTER
WATERPROOF PROTECTION WHEN CLOSED
WIND RESISTANCE
ALUMINUM STRUCTURE
FLAT ROOF

OPTIONS

STRATUS SOLAR SCREENS
INTEGRATED LED LIGHTS
WALL MOUNT, FREESTANDING, OR LIBERTY
OFFSET PILLAR (CANTILEVER)
RAIN SENSOR
WIND SENSOR



SIZES

MAXIMUM DIMENSIONS	177 x 238 in	single module
	236 x 238 in	double module
TOTAL HEIGHT	110 in	standard
	138 in	max
PILLAR SECTION	4 x 4 in	
BEAM SECTION	4 x 9 in	
BLADE SECTION	8.5 in	
WATER RESISTANCE	830 gallons/hr 2 drains open	
MAXIMUM PAY LOAD *	22.53 lbs / sq ft on 11'2" x 19' system	

*The maximum pay load is calculated with closed blades and 110 inches of height passage, thus in the worst-case situation. In case of snow, it is advisable to position the blades at 90° to avoid excessive accumulations.

WIND RESISTANCE up to 75 miles/hour with closed blades

FRAME COLORS

POWDER COATING*

The aluminum extrusions are painted with certified Qualicoat cycle epoxy powders.




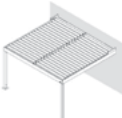

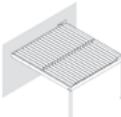

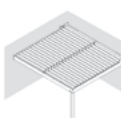


*RAL CUSTOM COLOR POWDER COATING IS ALSO AVAILABLE

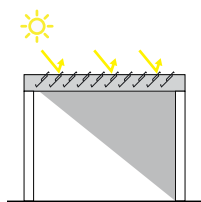
Due to print variation these finish images should not be used for final production specifications.



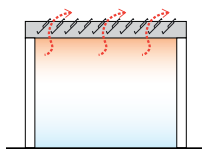
MOTORS RADIO CONTROLLED Alba's motor, fitted on the single longitudinal side, is housed inside a 5"x20" weatherproof enclosure mounted on top of the structure. When blades are set to fully open position, they remain visible on the exterior side exceeding the total height by 3.75".

Alba Modules

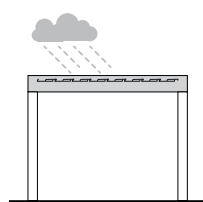
	SINGLE MODULE	DOUBLE MODULE	NO. PILLARS	INSTALLATION TYPE
FREESTANDING			4	1
WALL-MOUNTED			2	2.1 Blades on load bearing structure
LONGITUDINAL WALL-MOUNTED			2	2.2 Blades ⊥ on load bearing structure
WALL-MOUNTED			1	2.3 Blades ⊥ and on load bearing structure
ALBA LIBERTY INTEGRATED		—	0	3
ALBA LIBERTY RESTING			0	4



Sun protection



Ventilation



Resistance to rain



For the Love of Outdoor Living



Quality and function



Alba | Outdoor Living Solutions







Alba & Pergotenda®
Weather



Wind Resistance Classification

EN 13561:2015 CLASS		0	1	2	3	4	5	6
NOMINAL WIND PRESSURE	(N/m²)	0	40	70	110	170	270	400
WIND VELOCITY	(m/s)	0	8	11	13	16	21	25
	(km/h)	0	29	38	48	59	75	91
BEAUFORT DEGREE		0	4	5	6	7	8	9
RANGE OF WIND VELOCITY	(km/h)		20-29	30-39	40-50	51-62	63-75	76-87
ENVIRONMENTAL CONDITIONS			Moderate breeze	Fresh breeze	Strong breeze	Strong wind	Fresh gale	Strong gale

CLASSIFICATIONS ARE BASED ON SPECIFIC CONFIGURATIONS



SNOW | The load-bearing capacity of our Alba Louvered Roof is dependent on the dimensions and configuration.



SNOW | Whereas Pergotenda® is often utilized in regions with snowy winters, it cannot be guaranteed for specific snow loads.

Alba & Pergotenda®

Accessories

Stratus Screen

for Pergotenda® & Alba



The Stratus is one of three exterior screens styles — Vista, Summit, or Harbor — designed to be installed onto Pergotenda® and Alba systems to provide privacy and protection from the elements as well as insects.

ShyZip® tracks are recommended for complete enclosure. Special jamb mount brackets offered for seamless integration. Available in both motorized and manual options. Some size restrictions may apply.

Lighting



for Pergotenda®



Dimmable LEDs that are designed to seamlessly integrate into the Pergotenda® intermediate tubes, adding even more control and atmosphere, therefore extending the usage of your outdoor space.


Lighting

for Alba



Warm or pure white LEDs installed across the full length of the louver. Available on up to 3 blades and dimmable so you can control the amount of illumination. Experience your outdoor space without limits.

Faux Ceiling for Pergotenda®




Faux ceilings are an adaptation to the intermediate tubes that make it possible to apply decorative canvas fabrics to the Pergotenda® system.

The Para Tempotest® Home Solids collection can be used for faux ceilings. It is a proprietary soft fashion fabric that is available in a variety of rich solid colors to help create ambience and match any atmosphere you wish to create.

Gable

for Pergotenda®



Gables are finishing profiles designed for the lateral triangular openings of pitched Pergotendas®.

They are most often implemented when using the Stratus Screen or for custom enclosure and structural designs. Gables often have a taught fabric stretched over the trapezoidal opening created by the pitch that helps complete the structure. Gable coverings are available in various fabrics such as Clear Vinyl, Eclissi, or Serge Ferrari®.

Exterior Solar Screens

Exterior solar screens are retractable vertical screens that provide protection from the harsh sun and provide options for light wind, light rain, and insect protection.

Make shade, save energy, stop bugs, and enjoy the view.





Summit | Blind Appeal





Summit

Exterior Solar Screen



Corradi USA's leading cassette system, the Summit is adaptable to almost every outdoor screen and shade application.

Summit Exterior Solar Screen

Summit is the industry's benchmark shading system exclusively manufactured and sold by Corradi USA. The base model is manual gear operated with a detachable click-on crank, no side tracks, and a heavy duty bottom rail. The headbox/cassette has the option of a curved front or square front. Upgrade track options include the ShyZip® Spring fabric retention system or stainless steel cable guides for both manual or motorized. The manual option includes a detachable clicking crank with an inconspicuous foldable handle. The detachable crank can

be used on a manual shade up to the manual maximum length of 16' wide. Motor configurations include a wired switch controlled motor or wireless remote controlled motor. Corradi offers the latest motors from Somfy® and other name brands. Any shade more than 16' wide must be motorized. Also, the wireless options can be used with a sun & wind sensor to automatically operate under specific conditions. The Summit is delivered ready to install with standard easy-to-use ceiling brackets. A wall bracket is available as an upgrade.

IDEAL APPLICATIONS

WINDOWS INSTALLED AS AN EXTERIOR APPLICATION

GARAGE DOOR OPENINGS FOR A MULTI-USE AND INSECT FREE SPACE

ENCLOSING PATIOS OR PERGOLAS FOR PRIVACY

ROOM DARKENING OR GLARE REDUCTION

OUTDOOR BAR AND DINING AREAS AT RESTAURANTS

PUBLIC SPACES SUCH AS CLASSROOMS, PARKS, RETAIL STORES, ETC.

SIZES

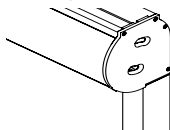
MAX WIDTH*: 216"

MAX HEIGHT**: 192"

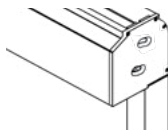
*Manual units can only be made up to a 16' (192") width.

**Maximum heights may be less for certain fabrics.

***Max height for clear vinyl is 108"



Standard Curved Front Option



Special Square Front Option

FRAME COLORS

POWDER COATING*

The aluminum extrusions are painted with certified Qualicoat cycle epoxy powders.

*RAL CUSTOM COLOR POWDER COATING IS ALSO AVAILABLE

Due to print variation these finish images should not be used for final production specifications.



WHITE
QUARTZ



GLACIER



ANTHRACITE



CARBON



BEACH
SAND



DUNE



GRANITE



CORTEN



URBAN
BRONZE

FABRICS*

PHIFER

Solar protection fabrics with a wide range of openness

TUFFSCREEN

SHEERWEAVE

SUNTEX

TEMPOTEST USA

Vibrant, durable, injection dyed acrylic and solar protection fabrics.

SOLID ACRYLICS

SOLID ACRYLICS FR

SERGE FERRARI

Precontract® tension vinyl and solar protection fabrics.

SOLTIS HORIZON 86

SOLTIS PERFORM 92

SOLTIS PROOF 502 (WATERPROOF)

SOLTIS HARMONY 88

SOLTIS PROOF W96 (WATERPROOF)

SOLTIS OPAQUE

CLEAR VINYL WINDOWS WITH BORDERS

Protect from rain & keep the view. Clear vinyl windows include borders that can be constructed from vinyl coated textiles or acrylic fabrics.

*Check with your local dealer for other fabrics that are not listed that may be available.

MOTORS

SOMFY® 500 STARHEAD SERIES (MAESTRIA)

(override CMO not available)



Summit | Conroe Screen and Awning





Harbor | Window Products Management

Harbor

Exterior Solar Screen



A substantial cassette system with a sturdier roll-tube, the Harbor is perfect for projects requiring larger widths as well as longer drop-lengths on thicker fabrics.

Harbor Exterior Solar Screen

Harbor is modeled after the industry's superior shading system, the Summit, and is exclusively manufactured and sold by Corradi USA. The base model is manual gear operated with detachable click-on crank, no side tracks, and a heavy duty bottom rail. The headbox has a curved front. Upgrade track options include the ShyZip® Spring fabric retention system or stainless steel cable guides for both manual or motorized. The manual option includes a detachable click-on crank with an inconspicuous foldable

handle. The detachable crank can be used on a manual shade up to the manual maximum length of 16' wide. Motor configurations include a wired switch controlled motor or wireless remote controlled motor. Corradi offers the latest motors from Somfy® and other name brands. Any shade more than 16' wide must be motorized. Also, the wireless options can be used with a sun & wind sensor to automatically operate under specific conditions.

**Please note Harbor does not use mounting brackets.*

IDEAL APPLICATIONS

LARGER WIDTHS AND OPENINGS

WINDOWS INSTALLED AS AN EXTERIOR APPLICATION

GARAGE DOOR OPENINGS FOR A MULTI-USE AND INSECT FREE SPACE

ENCLOSING PATIOS OR PERGOLAS FOR PRIVACY

ROOM DARKENING OR GLARE REDUCTION

OUTDOOR BAR AND DINING AREAS AT RESTAURANTS

PUBLIC SPACES SUCH AS CLASSROOMS, PARKS, RETAIL STORES, ETC.

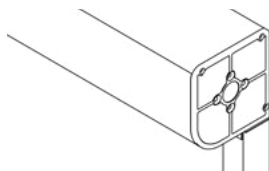
SIZES

MAX WIDTH*: 276"

MAX HEIGHT*: 192"

**Manual units can only be made up to a 16' (192") width.*

***Maximum widths may be less for certain fabrics.*



FRAME COLORS

POWDER COATING*

The aluminum extrusions are painted with certified Qualicoat cycle epoxy powders.

**RAL CUSTOM COLOR POWDER COATING IS ALSO AVAILABLE*

Due to print variation these finish images should not be used for final production specifications.



**WHITE
QUARTZ**



GLACIER



ANTHRACITE



CARBON



**BEACH
SAND**



DUNE



GRANITE



CORTEN



**URBAN
BRONZE**

FABRICS*

PHIFER

Solar protection fabrics with a wide range of openness

TUFFSCREEN

SHEERWEAVE

SUNTEX

TEMPOTEST USA

Vibrant, durable, injection dyed acrylic and solar protection fabrics.

SOLID ACRYLICS

SOLID ACRYLICS FR

SERGE FERRARI

Precontraint® tension vinyl and solar protection fabrics.

SOLTIS HORIZON 86

SOLTIS PERFORM 92

SOLTIS PROOF 502 (WATERPROOF)

SOLTIS HARMONY 88

SOLTIS PROOF W96 (WATERPROOF)

SOLTIS OPAQUE

CLEAR VINYL WINDOWS WITH BORDERS

Protect from rain & keep the view. Clear vinyl windows include borders that can be constructed from vinyl coated textiles or acrylic fabrics.

**Check with your local dealer for other fabrics that are not listed that may be available.*

MOTORS

SOMFY® 500 STARHEAD SERIES (MAESTRIA)

(override CMO not available)



Harbor | Longhorn Solar Screens





Vista | Conroe Awning and Screen

Vista

Exterior Solar Screen



Extremely versatile, the Vista is Corradi's premier exterior open roll system with many options, including the ability to be installed in a pocket for seamless operation.

Vista Exterior Solar Screen

Vista open roll system is exclusively manufactured and sold by Corradi USA. The base model is manual gear operated with detachable click-on crank, no side tracks, and a heavy duty bottom rail. Upgrade track options include the ShyZip® Spring fabric retention system or stainless steel cable guides for both manual or motorized. The manual option includes a detachable click-on crank with an inconspicuous foldable handle. The detachable crank can be used on a manual shade up to the manual

maximum length of 16' wide. Motor configurations include a wired switch controlled motor or wireless remote controlled motor. Corradi offers the latest motors from Somfy® and other name brands. Any shade more than 16' wide must be motorized. Also, the wireless options can be used with a sun & wind sensor to automatically operate under specific conditions. The Vista is delivered ready to install with standard easy-to-use Vista brackets that can be used for either wall or ceiling mount.

IDEAL APPLICATIONS

RECESSED POCKET INSTALLATIONS

WINDOWS INSTALLED AS AN EXTERIOR APPLICATION

GARAGE DOOR OPENINGS FOR A MULTI-USE AND INSECT FREE SPACE

ENCLOSING PATIOS OR PERGOLAS FOR PRIVACY

ROOM DARKENING OR GLARE REDUCTION

OUTDOOR BAR AND DINING AREAS AT RESTAURANTS

PUBLIC SPACES SUCH AS CLASSROOMS, PARKS, RETAIL STORES, ETC.

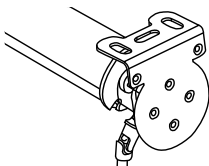
SIZES

MAX WIDTH*: 276"

MAX HEIGHT*: 192"

*Manual units can only be made up to a 16' (192") width.

**Maximum widths may be less for certain fabrics.



FRAME COLORS

POWDER COATING*

The aluminum extrusions are painted with certified Qualicoat cycle epoxy powders.

*RAL CUSTOM COLOR POWDER COATING IS ALSO AVAILABLE

Due to print variation these finish images should not be used for final production specifications.



**WHITE
QUARTZ**



GLACIER



ANTHRACITE



CARBON



**BEACH
SAND**



DUNE



GRANITE



CORTEN



**URBAN
BRONZE**

FABRICS*

PHIFER

Solar protection fabrics with a wide range of openness

TUFFSCREEN

SHEERWEAVE

SUNTEX

TEMPOTEST USA

Vibrant, durable, injection dyed acrylic and solar protection fabrics.

SOLID ACRYLICS

SOLID ACRYLICS FR

SERGE FERRARI

Precontract® tension vinyl and solar protection fabrics.

SOLTIS HORIZON 86

SOLTIS PERFORM 92

SOLTIS PROOF 502 (WATERPROOF)

SOLTIS HARMONY 88

SOLTIS PROOF W96 (WATERPROOF)

SOLTIS OPAQUE

CLEAR VINYL WINDOWS WITH BORDERS

Protect from rain & keep the view. Clear vinyl windows include borders that can be constructed from vinyl coated textiles or acrylic fabrics.

*Check with your local dealer for other fabrics that are not listed that may be available.

MOTORS

SOMFY® 500 STARHEAD SERIES (MAESTRIA)

(override CMO not available)



Vista | Conroe Awning and Screen





Horizon | Pure Tech Window Fashion

Horizon

360° Screen



Designed for 360° of interior and exterior skylight shading, as well as for mounting to existing structures for patio areas, the Horizon is a unique answer to controlling the sun's harsh UV rays.

Horizon 360° Exterior Solar Screen

Horizon is a shade structure unlike any other. It is capable of up to 195 square feet of coverage per individual unit. Even greater coverage can be created by installing the units side by side. Bottom-up applications are possible as well as any angle of application that offers a mounting surface. The Horizon can be mounted flush or up to a 2 foot distance from the mounting surface depending on the brackets you wish to use. The bracket options available for the Horizon are L-brackets for flush mounts or stand-off brackets for mounting above the surface (min 2"-max 24").

The base Horizon comes in white only, motorized, with tracks specifically engineered for the Horizon. The Horizon's constant tensioning design will give years of maintenance

free sun control. Motorized only, the Horizon is available with several motor configurations including a wired switch controlled motor or wireless remote controlled motor. Corradi offers the latest motors Somfy® and other name brands. Wireless options can be used with a sun, wind, or a sun & wind sensor to automatically operate under specific conditions. All solar screen fabrics or solid awning fabrics are available for this system. The Horizon is designed only for sun control and is not intended to protect from rain. A unique characteristic of the Horizon system is that it can be paired with certain Corradi Pergatenda® models to create ultimate overhead control over the outdoor elements in complete style.

Features

RETRACTABLE CASSETTE SKYLIGHT DROP SCREEN/AWNING

360° MOUNTING RANGE

CONSTANT TENSIONS DESIGN

FLUSH (L-BRACKET) AND STAND-OFF MOUNT AVAILABLE

MOTORIZED ONLY

SIDE TRACK GUIDES REQUIRED

IDEAL APPLICATIONS

BOTTOM-UP OPERATION

SKYLIGHTS

SUNROOMS

NEW OR EXISTING PERGOLAS

ANY HORIZONTAL INSTALLATION

SIZES

MAX WIDTH
180" DEPENDING ON DROP

MAX DROP
180" DEPENDING ON WIDTH

MIN WIDTH
60"

MIN DROP
60"

FRAME COLORS

POWDER COATING*

The aluminum extrusions are painted with certified Qualicoat cycle epoxy powders.

*RAL CUSTOM COLOR POWDER COATING IS ALSO AVAILABLE

Due to print variation these finish images should not be used for final production specifications.



**WHITE
QUARTZ**



GLACIER



ANTHRACITE



CARBON



**BEACH
SAND**



DUNE



GRANITE



CORTEN



**URBAN
BRONZE**

FABRICS*

PHIFER

Solar protection fabrics with a wide range of openness

TUFFSCREEN

**SHEERWEAVE
SUNTEX**

TEMPOTEST USA

Vibrant, durable, injection dyed acrylic and solar protection fabrics.

SOLID ACRYLICS

SOLID ACRYLICS FR

SERGE FERRARI

Preconstraint® tension vinyl and solar protection fabrics.

SOLTIS HORIZON 86

SOLTIS PERFORM 92

SOLTIS PROOF 502 (WATERPROOF)

SOLTIS HARMONY 88

SOLTIS PROOF W96 (WATERPROOF)

SOLTIS OPAQUE

CLEAR VINYL WINDOWS WITH BORDERS

Protect from rain & keep the view. Clear vinyl windows include borders that can be constructed from vinyl coated textiles or acrylic fabrics.

*Check with your local dealer for other fabrics that are not listed that may be available.

MOTORS

SOMFY® 500 STARHEAD SERIES (MAESTRIA)
(override CMO not available)



Horizon | Bob's Canvas, Murietta CA

The Horizon Frame may be only available in a white gloss finish, but many choose the upgrade of a custom powder coat frame finish to match their design.



Shading Systems

Corradi USA Shading Systems are a collection of unique retractable products specifically manufactured for shade protection and diverse design.

Shade and the art of optimizing it.



Defense | Shore





Klip | Elevated Surfaces

Klip & Klip Pod

Retractable Awning



The Klip and the Klip Pod (semi-cassette) are Corradi USA's classic and most versatile open-roll and semi-cassette awnings. Engineered to work flawlessly within an impressive range of sizes and options for both motorized and manual, the Klip and Klip Pod raise the bar for all awning design standards.

Klip & Klip Pod Retractable Awnings

Klip and Klip Semi Cassette are elegant awnings made to size for protection from the sun. They are suitable to be installed on pre-existing structures either on the outside wall, beneath an eave, or on the roof. The Klip and Klip Pod awnings can be motorized with Somfy® and other name brands, or it can be made manual with gear spring assisted option for easy retraction. Wind and other types of sensors are available to help extend the life of motorized versions of these awnings. The arms are constructed with patented dual inline compression and tension springs, stainless steel strands PVC coated belt, and double sealed bearing elbow joints tested to 60,000 cycles. All of these components are

made of powder coated aluminum and/or steel for an unobtrusive design concept. The Klip and the Klip Pod utilize the Klip arm bracket of which is a combination die-cast/extrusion to obtain the highest strength and still provide the maximum ease for pitch adjustment and installation. Thanks to the strength and the design of the arm bracket, the Klip and Klip Pod are the only awnings in the market that can safely go to a 13' 6" (162") projection still using a standard 40 x 40 mm square support bar. The Klip and Klip Pod's coverage ranges from minimum width of 9' to an impressive maximum width of 40'. Their awning arm projection range includes 4 sizes: 6' 6", 8', 10', 11' 6", and 13'.

IDEAL APPLICATIONS

RETRACTABLE LATERAL ARM AWNING

OPEN ROLL OR SEMI-CASSETTE (SC) AVAILABLE

PITCH RANGES BETWEEN 5° AND 45°

STRONG KLIP ARM BRACKET

SUPPORTS UP TO 40' WIDTH COVERAGE

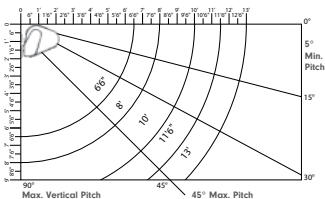
WALL, CEILING OR ROOF MOUNT AVAILABLE

HOOD AVAILABLE FOR THE OPEN ROLL

MOTORIZED, MANUAL, AND CMO AVAILABLE

PROJECTION & PITCH

PITCH RANGE FOR BOTH Klip & Klip Pod
(Klip Pod PICTURED BELOW)



SIZE/WIDTH RANGE

KLIP

PROJECTION	MIN WIDTH	MAX WIDTH
6'6"	120" / 10'	360" / 30'
8'4"	144" / 12'	360" / 30'
10'	168" / 14'	360" / 30'
11'6"	168" / 14'	360" / 30'

KLIP POD

PROJECTION	MIN WIDTH	MAX WIDTH
6'6"	120" / 10'	213" / 17'9"
8'4"	144" / 12'	213" / 17'9"
10'	168" / 14'	213" / 17'9"
11'6"	168" / 14'	213" / 17'9"

FRAME COLORS

POWDER COATING*

The aluminum extrusions are painted with certified Qualicoat cycle epoxy powders.

*CUSTOM COLOR PAINTING IS ALSO AVAILABLE

Due to print variation these finish images should not be used for final production specifications.



WHITE
QUARTZ



GLACIER



ANTHRACITE



CARBON



BEACH
SAND



DUNE



GRANITE



CORTEN



URBAN
BRONZE

FABRICS

TEMPOTEST USA

Vibrant, durable, injection dyed acrylic and solar protection fabrics.

SOLID ACRYLICS

SOLID ACRYLICS FR

STARSCREEN

*Check with your local dealer for Other fabrics that are not listed that may be available.

MOTORS

SOMFY® 500 STARHEAD SERIES

Override CMO is available.



Klip | Ross Howard Designs









Svet

Retractable Awning
by ShadeLab



Extreme design, cutting edge performance and its distinct aluminum profile perfectly synchronizes the Svet with contemporary urban architecture.

Svet Retractable Awning

Svet is particularly suited to shade the wide surfaces of bars, restaurants and resorts thanks to its new arm support in extruded aluminium that allows the Svet to reach a 23' (276") width by 13'6" (162") projection. The Svet uses the patented feature arm Urban, the essence of the most advanced technology and fine Italian design. Urban and Svet only use stainless steel hardware and the patented roller tube bracket seamlessly integrated with the square bar to eliminate the need for unsightly external bolted

on brackets found in most other standard designs. It also features the innovative Dynamic Arm Torsion System, which helps to protect the traction mechanism and to prevent fabric tears. Standard Frame colors available for the Svet are White Quartz, & Corten—all finishes are matte. A complete line of awning fabrics is available, featuring our Para Tempotest line of 100% acrylic awning material. The Svet is patented in both technology and design.

FEATURES

OPEN ROLL AWNING

MOTORIZED, AND CMO (CONTROL MOTOR OVERRIDE) AVAILABLE

CONTINUOUS MICROMETRIC PITCH REGULATION

AVAILABLE WITH PROTECTIVE HOOD

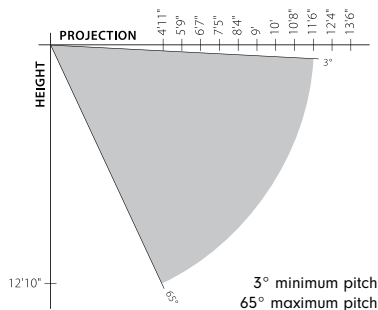
CERTIFIED ITALIAN STAINLESS STEEL SCREWS AND PINS

WALL, CEILING, OR ROOF INSTALLATION

FRONT BAR LED LIGHTING OPTION

PATENTED DESIGN

PROJECTION & PITCH



SIZE/WIDTH RANGE

PROJECTION	MIN WIDTH	MAX WIDTH
6'6"	120" / 10'	360" / 30'
8'4"	120" / 10'	360" / 30'
10'	168" / 14'	360" / 30'
11'6"	168" / 14'	360" / 30'
13'6"	192" / 16'	360" / 30'



FRAME COLORS

POWDER COATING*

The aluminum extrusions are painted with certified Qualicoat cycle epoxy powders.

*CUSTOM COLOR PAINTING IS ALSO AVAILABLE

Due to print variation these finish images should not be used for final production specifications.



FABRICS

TEMPOTEST USA

Vibrant, durable, injection dyed acrylic and solar protection fabrics.

SOLID ACRYLICS

SOLID ACRYLICS FR

STARSCREEN

*Check with your local dealer for Other fabrics that are not listed that may be available.


MOTORS

SOMFY® 500 STARHEAD SERIES

Override CMO is available.



Expertise in ambiance









Shan | Artivo Shades

Shan

Retractable Awning
by ShadeLab



Shan is a state-of-the-art, fully enclosed cassette awning. It seamlessly integrates to the surrounding architecture aesthetic.

Shan Retractable Awning

Shan is a box cassette awning that is wall mount only because of its marked shape and design, it is always motorized. The D.T.S. system (Dynamic Tilting System) allows the tilting of the support when the awning is retracting, maintaining a perfect closure of the cassette. The special gasket along the length of the front bar makes the awning watertight and ensures silent closure. The compact box dimension is 10.16" in height and 7.28" deep. A single section is up to 23' (276") width and can reach a 13'6" (162") projection. The Shan uses the patented feature arm Urban, the essence of the most

advanced technology and fine Italian design. It features the innovative Dynamic Arm Torsion System, which helps to protect the traction mechanism and to prevent fabric tears. Pitch adjustment is available up to 40°. The micrometric regulation of pitch allows for easy and precise adjustment. The Shan is also motorized with a torque sensing motor with the limits preset at the factory. Standard Frame colors available for the Shan are White Quartz, Anthracite, & Corten—all finishes are matte. A complete line of awning fabrics are available, featuring our Para Tempotest line of 100% acrylic awning material. The Shan is a design patented system.

FEATURES

FULL CASSETTE PROTECTED AWNING

ACQUASTOP SYSTEM

MOTORIZED ONLY

CONTINUOUS MICROMETRIC PITCH REGULATION

CERTIFIED ITALIAN STAINLESS STEEL SCREWS AND PINS

WALL MOUNT ONLY

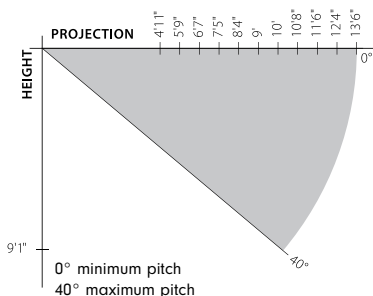
PATENTED DESIGN

RED DOT DESIGN AWARD WINNER

SIZE/WIDTH RANGE

PROJECTION	MIN WIDTH	MAX WIDTH
6'6"	120" / 10'	276" / 23'
8'4"	120" / 10'	276" / 23'
10'	144" / 12'	276" / 23'
11'6"	168" / 14'	276" / 23'
13'6"	192" / 16'	276" / 23'

PROJECTION & PITCH



FRAME COLORS

POWDER COATING*

The aluminum extrusions are painted with certified Qualicoat cycle epoxy powders.

*CUSTOM COLOR PAINTING IS ALSO AVAILABLE

Due to print variation these finish images should not be used for final production specifications.



**WHITE
QUARTZ**



GLACIER



ANTHRACITE



CARBON



**BEACH
SAND**



DUNE



GRANITE



CORTEN



**URBAN
BRONZE**

FABRICS

TEMPOTEST USA

Vibrant, durable, injection dyed acrylic and solar protection fabrics.

SOLID ACRYLICS

SOLID ACRYLICS FR

STARSCREEN

*Check with your local dealer for Other fabrics that are not listed that may be available.

MOTORS

SOMFY® BRAND TORQUE SENSING RADIO MOTOR REQUIRED FOR SHAN.

Override CMO is NOT available.



Shan | Advanced Blinds & Awnings

Seamless Integration








Feng

Retractable Awning
by ShadeLab



Distinctively round, Feng challenges the design norms of the shading industry with its fully enclosed circular cassette.

Feng Retractable Awning

Feng creates spacious shade to enjoy moments of relaxation. With a max width of 23' (276") by 14' (168") projection and LED lighting options for the cassette or arms, Feng allows total flexibility in enjoying your outdoor space. Powder coat color options for the Feng include White Quartz, Granite, Carbon, and Corten — all finishes are matte. A complete line of awning fabrics is available, featuring our Para Tempotest fabrics made of 100% acrylic awning material.

Pitch adjustment is available from 3° to 45°. The micrometric regulation of pitch allows for easy and precise adjustment.

FEATURES

DAT SYSTEM (DYNAMIC ARM TORSION SYSTEM)

MICROMETRIC REGULATION OF PITCH

MOTORIZED

CMO (CONTROL MANUAL OVERRIDE AVAILABLE)

HOOD OPTION

FULL CASSETTE AWNING

STAINLESS STEEL SCREWS AND PINS

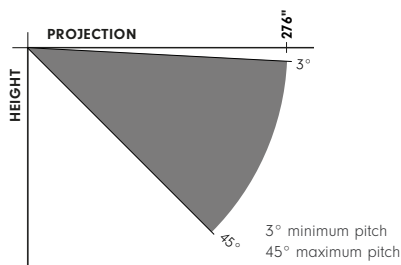
URBAN ARM DESIGN

WIDE PITCH RANGE

WALL & CEILING MOUNT OPTIONS

LED LIGHTING

PROJECTION & PITCH



SIZE/WIDTH RANGE

PROJECTION	MIN WIDTH	MAX WIDTH
6'6"	120" / 10'	276" / 23'
8'4"	144" / 12'	276" / 23'
10'	144" / 12'	276" / 23'
11'6"	168" / 14'	276" / 23'



FRAME COLORS

POWDER COATING*

The aluminum extrusions are painted with certified Qualicoat cycle epoxy powders.

*CUSTOM COLOR PAINTING IS ALSO AVAILABLE

Due to print variation these finish images should not be used for final production specifications.



**WHITE
QUARTZ**



GLACIER



ANTHRACITE



CARBON



**BEACH
SAND**



DUNE



GRANITE



CORTEN



**URBAN
BRONZE**

FABRICS

TEMPOTEST USA

Vibrant, durable, injection dyed acrylic and solar protection fabrics.

SOLID ACRYLICS

SOLID ACRYLICS FR

STARSCREEN

*Check with your local dealer for Other fabrics that are not listed that may be available.

MOTORS

SOMFY® 500 STARHEAD SERIES

Override CMO is available.



Aesthetic flexibility









Frame | AMPM Window Coverings

Frame

Retractable Awning
by ShadeLab



Frame is one of the most effective technological breakthroughs of outdoor shading. With shading fabric that traverses horizontally on rails rather than retracting arms, it is adaptable to countless diverse outdoor living spaces.

Frame Retractable Awning

Frame is a horizontal shade with tensioned tracks instead of retracting arms. It is adaptable to shade to patios, terraces, and windows.

A tensioning system with gas pistons, high-strength drive belt, and full cassette makes Frame the extraordinary piece that elevates an outdoor living space. The innovative front profile creates more stability in the

Frame's design and gives Frame a unique and unmistakable look. If installed with ShyZip, Frame can be configured to reach dimensions up to 197" width x 197" length. If installed without ShyZip, maximum dimensions are 276" width x 276" length. Powder coating options for the structure include White Quartz, Granite, Carbon, and Corten.

FEATURES

MOTORIZED

CASSETTE AWNING

STAINLESS STEEL SCREWS AND PINS

SHYZIP GUIDES

FRONT-SUPPORTING STAND

TENSION GAS PISTON

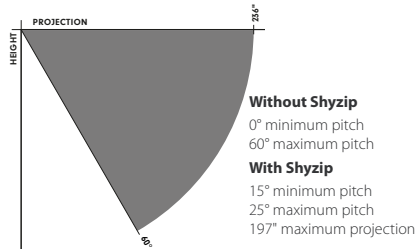
WIDE PITCH RANGE

WALL MOUNT

SIZE/WIDTH RANGE

PROJECTION**	MIN WIDTH	MAX WIDTH
8'3"	79" / 6'7"	276" / 23'
9'11"	79" / 6'7"	276" / 23'
11'6"	79" / 6'7"	276" / 23'
13'2"	79" / 6'7"	276" / 23'
14'10"	79" / 6'7"	276" / 23'
16'5"	79" / 6'7"	256" / 21'4"
18'1"	79" / 6'7"	237" / 19'9"
19'9"	79" / 6'7"	237" / 19'9"
21'4"	79" / 6'7"	197" / 16'5"
23'	79" / 6'7"	197" / 16'5"

PROJECTION & PITCH



FRAME COLORS

POWDER COATING*

The aluminum extrusions are painted with certified Qualicoat cycle epoxy powders.

*CUSTOM COLOR PAINTING IS AVAILABLE FOR Frame

Due to print variation these finish images should not be used for final production specifications.



**WHITE
QUARTZ**



GLACIER



ANTHRACITE



CARBON



**BEACH
SAND**



DUNE



GRANITE



CORTEN



**URBAN
BRONZE**

FABRICS

TEMPOTEST USA*

Vibrant, durable, injection dyed acrylic and solar protection fabrics.

*Not suitable for rain.

SERGE FERRARI

Preconstraint® tension vinyl and solar protection fabrics.

SOLTIS HORIZON 86

SOLTIS PERFORM 92

SOLTIS PROOF 502 (WATERPROOF)

SOLTIS HARMONY 88

SOLTIS PROOF W96 (WATERPROOF)

MOTORS

SOMFY® 500 STARHEAD SERIES (ALTUS)





Frame | New Haven Awning





Defense | Outdoor Living Solutions

Defense

Shade Sail



The Defense Shade Sail stems from a deep knowledge of the nautical world. The application of technology and materials that are primarily used at sea makes the Defense completely unique and provides excellent resistance to weathering, salinity and wear.

Defense Shade Sail

Defense Shade Sail is in a class of its own. A Free Standing shade made of stainless steel frame and white Dacron canvas sail that may be rotated up to 360°. It is motorized only and the Dacron canvas quickly winds up by using a remote-control. It is also fitted with an anemometer for automatically closing the sail in the event of strong wind. The self-supporting shade structure

is composed of two white Dacron winding sails on a horizontal mast attached to a curved frame. The sails are also connected to stainless steel supporting arms and tensioned by high tenacity Dyneema ropes. A stainless steel cleaning kit is supplied as standard.

**The sail cover should be considered optional in winter for products that remain exposed outdoors.*

FEATURES

FREESTANDING SHADE SAIL

NAUTICAL DESIGN TECHNOLOGY & COMPONENTS

3 MOUNT/STANDING OPTIONS AVAILABLE

360° ROTATION

RESISTS SALINITY AND ATMOSPHERIC EVENTS

LOW MAINTENANCE

BRUSHED/POLISHED STAINLESS STEEL FINISH

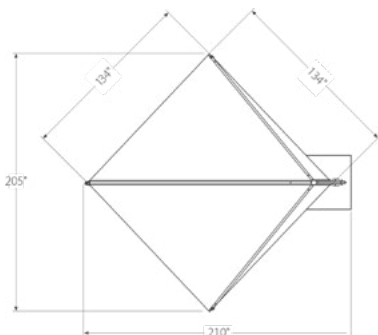
Defense has 3 mount/standing options:

Anchored to the ground is the standard solution (anchors not supplied), counter plate with prongs embedded in concrete plinth, or ballasted base with optional stainless steel cover. (Ballast blocks not supplied.)

PLEASE NOTE WHEN INSTALLING ON BALCONY/

TERRACE: Check load capacity of the balcony/terrace on which the chosen structure is to be installed.

DETAILED DEFENSE MEASUREMENTS



FRAME COLORS



STAINLESS STEEL ONLY

Due to print variation these finish images should not be used for final production specifications.

FABRICS



DACRON CANVAS WHITE ONLY


MOTORS

SOMFY 535 CMO (MOTOR OVERRIDE) ONLY

EOLIS RTS SENSOR KIT ANEMOMETER (MOTOR CONNECTED WIND SENSOR)



Defense | Outdoor Living Solutions







Why Corradi?



For over 40 years we have been designing solutions that allow you to enjoy and enhance outdoor spaces, and for over 10 years we have extended our solutions to the USA. We have come a long way from the small artisanal workshop in 1978 to today's factories that use the best production technologies and distribute products throughout the world. We were the first to patent the product that embodies the archetype of shading, the perfect combination of a pergola and a sun shade. In addition to Pergotenda®, we also offer louvered roof pergolas, exterior screens, awnings, and various unique shading systems. With our exceptional quality, versatile designs, and commitment to innovation, we guarantee that our shading solutions will elevate your outdoor living experience. We put ourselves in your shoes and ask ourselves—

Why Corradi?

- We have numerous patents that guarantee exclusivity and technical expertise.
- Pergotenda® is made only by Corradi.
- We have over 40 years of dedicated experience with outdoor spaces.
- Our products are high quality, innovative, and custom made.
- Italian design is our signature.
- We offer a wide range of products and services that are constantly evolving.
- From the design phase to manufacturing and installation, we provide support in all aspects of project management.
- Our Dealers are chosen, authorized, and trained to be the best.
- We believe in the uniqueness of people and products.
- Our mission is to allow you to enjoy living outdoors.

credits

General Coordination & Contents by
Corradi USA/EU Marketing & Communications
Priscilla Olivas
Pierce Hunt
Lucrezia Bonfili

Cover Photo & Installation
Victory Awning, Fort Worth, TX

Photographic Services & Installation Images Corradi USA
Advanced Blinds & Awnings, Coeur d'Alene ID
AMPM Window Coverings, Tyler TX
Blind Appeal, Nampa ID
Conroe Awning and Screen, Conroe TX
Eide Industries, Cerritos CA
EYA, LLC
Longhorn Solar Screens, Denton TX
Miami Awning, Miami FL
New Haven Awning, New Haven CT
Outdoor Living Solutions, London ON, Canada
Pure Tech Window Fashion, Seattle WA
The Deck Awning Company, Rockville MD
The Dorchester Awning Company, Kingston MA
Victory Awning, Fort Worth TX
Window Products Management, Ventura CA

Special Thanks to
Our Dealers for the Support

Printing
Digital Marketing & Print Solutions

disclaimer

This catalogue, the information, technical features, product descriptions, names, images, photographs, reproductions, trademarks contained herein are an exclusive property of Corradi Srl & Corradi USA and are subject to the according norms for trademarks, patents, royalties, intellectual property and unfair competition.

Without written authorization by Corradi, any reproduction, even partial, of the information, technical features, descriptions, names, images, photographs, trademarks in this catalogue is prohibited. The manufacturer may modify or improve the products in this catalogue without dispute. Differences in color tones may occur and depend on the reproduction technique.



Corradi USA

1910 N Josey Ln, Carrollton, TX 75006

T +1 800 882 8393

E info@corradiusa.com

www.corradiusa.com

